

How to add Ganjacoin – MRJA (SMART CHAIN) to Trust wallet

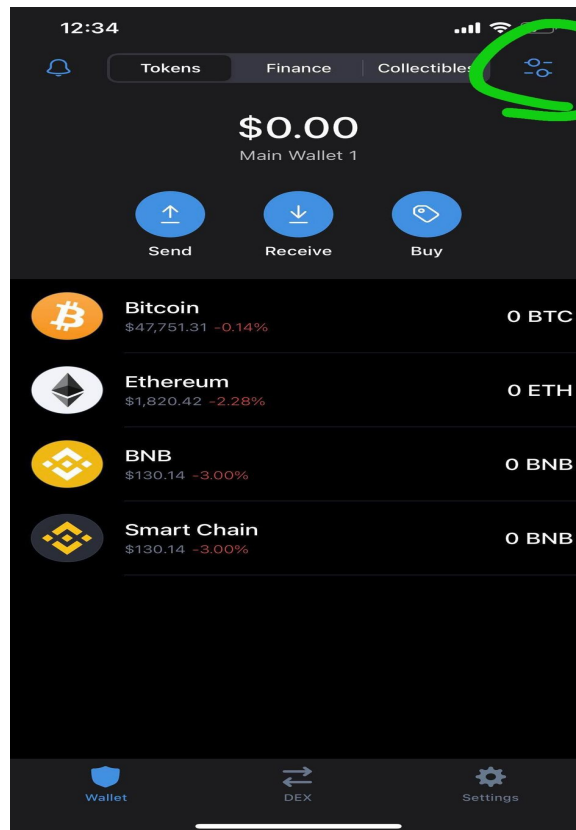
If you already have this app installed skip to step 2

1. Download Trust wallet (iOS/Android)

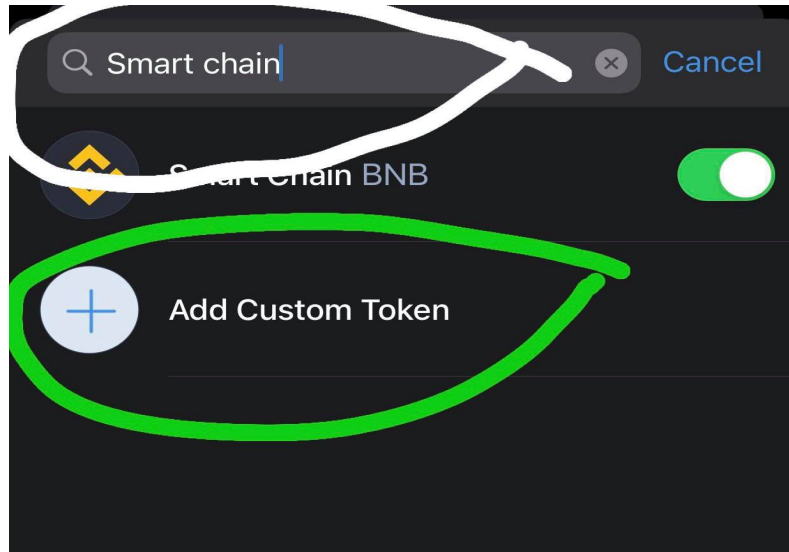
iOS: <https://apps.apple.com/app/apple-store/id1288339409?pt=1324988&ct=website&mt=8>

Android: https://play.google.com/store/apps/details?id=com.wallet.crypto.trustapp&hl=en_US&gl=US

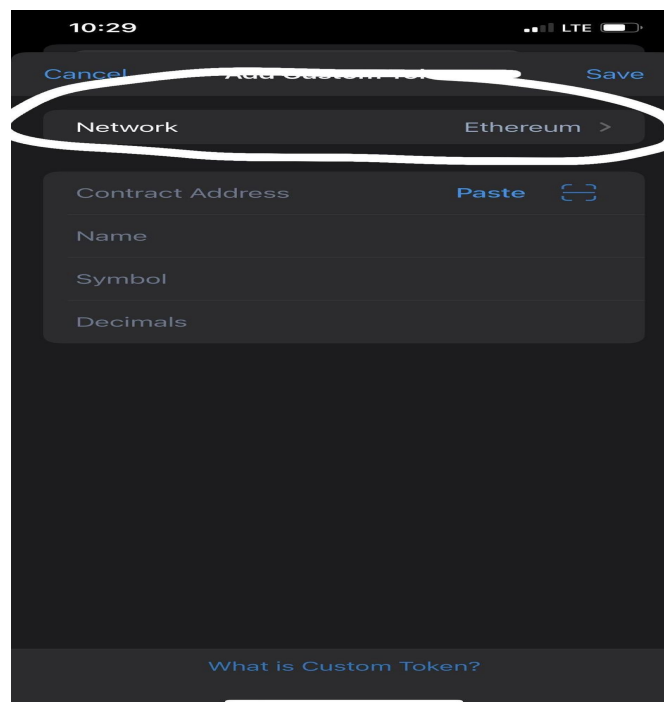
2. Open Trust wallet then click the filter at the top right of the screen.



3. Type Smart Chain then click Add Custom Token



4. Change network to : Smart Chain then fill out the rest with the details below



Contract Address:(Copy and Paste)

0x75c002e249651E9A49b214f9C82898a2f6474Dc1

Name:Ganjacoin

Symbol: MRJA

Decimals: 18

click save (top right)

Go back to main screen and you will see Ganjacoin - MRJA